




# PREACH



FOREWORD BY BRYAN CHAPPELL

TONY MERIDA



The  
**Christ-  
Centered**  
Expositor

A Field Guide for  
**Word-Driven**  
Disciple Makers

How can we preach sermons  
that are convictional,  
Christ-centered, clear, and  
compelling?










# WHAT IS EXPOSITORY PREACHING?







# WHAT IS EXPOSITORY PREACHING?

- Expository preaching is Word-driven (or Word-saturated) preaching.







# WHAT IS EXPOSITORY PREACHING?

- Expository preaching is Word-driven (or Word-saturated) preaching.
- It is taking the listeners for “a swim in the text.”







# WHAT IS EXPOSITORY PREACHING?


- Expository preaching is Word-driven (or Word-saturated) preaching.
- It is taking the listeners for “a swim in the text.”
- Faithful exposition explains what God has said in His word, declares what God has done in His Son, and applies the message to the hearts of people.





# HOW TO PREPARE CHRIST-CENTERED EXPOSITORY SERMONS

**FIVE STEPS OF PREPARING AN EXPOSITIONAL MESSAGE**





## STEP 1

### STUDY THE TEXT

**Obvious  
Observations:**  
What does the text say?

**Responsible  
Interpretation:**  
What does the text  
mean?

**Redemptive  
Integration:**  
How is the gospel  
related to this text?

**Concluding  
Implications:**  
How does this passage  
apply to us today?

## STEP 2

### UNIFY THE REDEMPTIVE THEME

Identify the main  
point of the text  
(MPT).

Determine the main  
point of the sermon  
(MPS).

Add a title that  
reflects the MPS.

## STEP 3

### OUTLINE THE TEXT

Choose an  
approach.

Choose your words.

## STEP 4

### DEVELOP THE FUNCTIONAL ELEMENTS

Explanation

Application

Illustration

## STEP 5

### ADD AN INTRODUCTION & CONCLUSION

Adding the  
introduction


Adding the  
conclusion

Writing the message  
and praying over it





# WAYS TO PREACH CHRIST







# WAYS TO PREACH CHRIST

1. Where does this text stand in relation to Christ?







# WAYS TO PREACH CHRIST

1. Where does this text stand in relation to Christ?
2. Does this text speak directly of Christ?







# WAYS TO PREACH CHRIST

1. Where does this text stand in relation to Christ?
2. Does this text speak directly of Christ?
3. Does the New Testament speak about this subject?





# WAYS TO PREACH CHRIST

1. Where does this text stand in relation to Christ?
2. Does this text speak directly of Christ?
3. Does the New Testament speak about this subject?
4. How do the implications of the gospel make these commands possible?





# WAYS TO PREACH CHRIST

1. Where does this text stand in relation to Christ?
2. Does this text speak directly of Christ?
3. Does the New Testament speak about this subject?
4. How do the implications of the gospel make these commands possible?
5. Does this text reveal a type of Christ?





# WAYS TO PREACH CHRIST

6. Does the passage reveal a biblical theme that points to Christ?







# WAYS TO PREACH CHRIST

6. Does the passage reveal a biblical theme that points to Christ?
7. Does this passage reveal a promise of God that points to Christ?







# WAYS TO PREACH CHRIST

6. Does the passage reveal a biblical theme that points to Christ?
7. Does this passage reveal a promise of God that points to Christ?
8. Is this passage predictive of Christ?





# WAYS TO PREACH CHRIST

9. How does this passage show us the nature of humanity who requires redemption and grace?








# WAYS TO PREACH CHRIST

9. How does this passage show us the nature of humanity who requires redemption and grace?
10. How does this passage show us the nature of God who provides redemption and grace?





## STEP 1

### STUDY THE TEXT

**Obvious  
Observations:**  
What does the text say?

**Responsible  
Interpretation:**  
What does the text  
mean?

**Redemptive  
Integration:**  
How is the gospel  
related to this text?

**Concluding  
Implications:**  
How does this passage  
apply to us today?

## STEP 2

### UNIFY THE REDEMPTIVE THEME

Identify the main  
point of the text  
(MPT).

Determine the main  
point of the sermon  
(MPS).

Add a title that  
reflects the MPS.

## STEP 3

### OUTLINE THE TEXT

Choose an  
approach.

Choose your words.

## STEP 4

### DEVELOP THE FUNCTIONAL ELEMENTS

Explanation

Application

Illustration

## STEP 5

### ADD AN INTRODUCTION & CONCLUSION

Adding the  
introduction

Adding the  
conclusion


Writing the message  
and praying over it





A sermon should be a bullet, not a buckshot. Ideally, each sermon is the explanation, interpretation, or application of a single dominant idea supported by other ideas, all drawn from one passage or several passages of Scripture.


***Haddon Robinson***







# TWO ESSENTIAL STAGES FOR UNIFYING THE THEME








# TWO ESSENTIAL STAGES FOR UNIFYING THE THEME

- MPT – Main Point of the Text

A past tense statement about what the text meant in its historical context







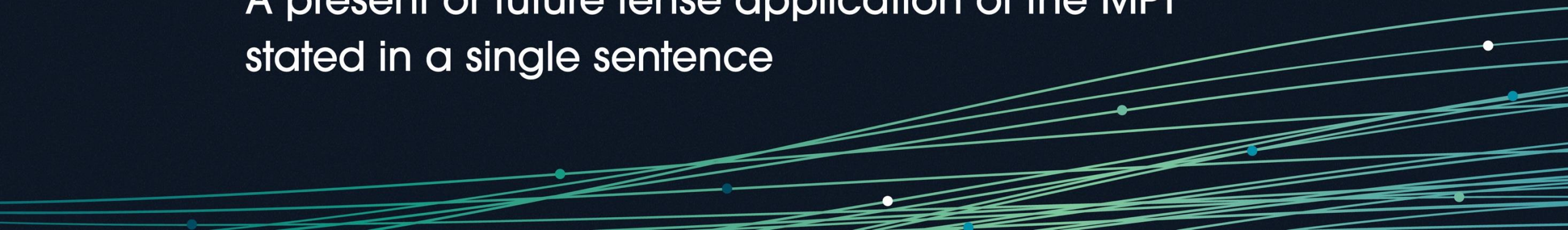
# TWO ESSENTIAL STAGES FOR UNIFYING THE THEME

- MPT – Main Point of the Text

A past tense statement about what the text meant in its historical context

- MPS – Main Point of the Sermon

A present or future tense application of the MPT stated in a single sentence







# EXAMPLE

Paul instructed the Christians in Ephesus to stop living like the unbelieving Gentiles and start living out their new identity in Christ (Ephesians 4:17-24).







# EXAMPLE

Paul charged Timothy to hand off the gospel, by God's grace, to the next generation by teaching those who will teach others also (2 Timothy 2:1-7).







# EXAMPLE

James told the scattered Christians to show mercy, not favoritism, in order to fulfill the Great Commandment and reflect the mercy of God (James 2:1-13).








# EXAMPLE

God encouraged Joshua to be strong and courageous in leading the Israelites into Canaan by relying upon His presence and meditating upon His Word (Joshua 1:1-9).





# WHY AN MPT?







# WHY AN MPT?


1. To preach with authority, you need to know first what God intended to say in a particular text.





# WHY AN MPT?

1. To preach with authority, you need to know first what God intended to say in a particular text.
2. Interpreting a text and stating it in a sentence is often the hardest part of preparing an expository sermon.







# WHY AN MPT?

1. To preach with authority, you need to know first what God intended to say in a particular text.
2. Interpreting a text and stating it in a sentence is often the hardest part of preparing an expository sermon.
3. Until the main idea has been identified, you cannot develop the sermon.





# WHY AN MPT?

4. Most pastors are very busy.







# WHY AN MPT?


4. Most pastors are very busy.
5. Pastors are often tired and weary.







# HOW TO IDENTIFY THE MPT







# HOW TO IDENTIFY THE MPT

- Explicit statements in the text itself







# HOW TO IDENTIFY THE MPT

- Explicit statements in the text itself
- Surrounding context







# HOW TO IDENTIFY THE MPT

- Explicit statements in the text itself
- Surrounding context
- Recurring ideas







# DEVELOPING THE MAIN POINT OF THE SERMON (MPS)

- Isolate the dominant theme from the text and then state the dominant implication of it.







# EXAMPLE

We should not live like unbelievers because we are new people in Christ (Ephesians 4:17-24).







# EXAMPLE

We must faithfully hand off the gospel, by God's grace, to the next generation (2 Timothy 2:2).







# EXAMPLE

We must not show favoritism because God has shown us amazing mercy and told us to do the same (James 2:1-13).







# EXAMPLE


We can have strength and courage to serve God because of His presence and His abiding Word (Joshua 1:1-9).







# THE BENEFITS OF THE MPS







# THE BENEFITS OF THE MPS

- It ties us to the biblical text.







# THE BENEFITS OF THE MPS

- It ties us to the biblical text.
- It provides unity.







# THE BENEFITS OF THE MPS

- It ties us to the biblical text.
- It provides unity.
- It provides purpose.







# THE BENEFITS OF THE MPS

- It ties us to the biblical text.
- It provides unity.
- It provides purpose.
- An MPS with a redemptive thrust provides hope.





## STEP 1

### STUDY THE TEXT

**Obvious  
Observations:**  
What does the text say?

**Responsible  
Interpretation:**  
What does the text  
mean?

**Redemptive  
Integration:**  
How is the gospel  
related to this text?

**Concluding  
Implications:**  
How does this passage  
apply to us today?

## STEP 2

### UNIFY THE REDEMPTIVE THEME

Identify the main  
point of the text  
(MPT).

Determine the main  
point of the sermon  
(MPS).

Add a title that  
reflects the MPS.

## STEP 3

### OUTLINE THE TEXT

Choose an  
approach.

Choose your words.

## STEP 4

### DEVELOP THE FUNCTIONAL ELEMENTS

Explanation

Application

Illustration

## STEP 5

### ADD AN INTRODUCTION & CONCLUSION

Adding the  
introduction

Adding the  
conclusion

Writing the message  
and praying over it





# HOW TO CONSTRUCT AN EXPOSITORY OUTLINE

- Choose an Approach







# HOW TO CONSTRUCT AN EXPOSITORY OUTLINE

- Choose an Approach
  - Key Word Method







# HOW TO CONSTRUCT AN EXPOSITORY OUTLINE

- Choose an Approach
  - Key Word Method
  - Exegetical Approach





# HOW TO CONSTRUCT AN EXPOSITORY OUTLINE

- Choose an Approach
  - Key Word Method
  - Exegetical Approach
  - Pure Homily





# HOW TO CONSTRUCT AN EXPOSITORY OUTLINE

- Choose an Approach
  - Key Word Method
  - Exegetical Approach
  - Pure Homily
  - Hybrid Homily





# HOW TO CONSTRUCT AN EXPOSITORY OUTLINE

- Choose an Approach
  - Key Word Method
  - Exegetical Approach
  - Pure Homily
  - Hybrid Homily
  - Puritan Method





# HOW TO CONSTRUCT AN EXPOSITORY OUTLINE

- Choose an Approach
  - Key Word Method
  - Exegetical Approach
  - Pure Homily
  - Hybrid Homily
  - Puritan Method
  - The Question/Answer Approach





# HOW TO CONSTRUCT AN EXPOSITORY OUTLINE

- Choose an Approach
  - Key Word Method
  - Exegetical Approach
  - Pure Homily
  - Hybrid Homily
  - Puritan Method
  - The Question/Answer Approach
  - Inductive Approach



## STEP 1

### STUDY THE TEXT

**Obvious  
Observations:**  
What does the text say?

**Responsible  
Interpretation:**  
What does the text  
mean?

**Redemptive  
Integration:**  
How is the gospel  
related to this text?

**Concluding  
Implications:**  
How does this passage  
apply to us today?

## STEP 2

### UNIFY THE REDEMPTIVE THEME

Identify the main  
point of the text  
(MPT).

Determine the main  
point of the sermon  
(MPS).

Add a title that  
reflects the MPS.

## STEP 3

### OUTLINE THE TEXT

Choose an  
approach.

Choose your words.

## STEP 4

### DEVELOP THE FUNCTIONAL ELEMENTS

Explanation

Application

Illustration

## STEP 5

### ADD AN INTRODUCTION & CONCLUSION

Adding the  
introduction

Adding the  
conclusion

Writing the message  
and praying over it





# THE FUNCTIONAL ELEMENTS

- Point 1
  - Explanation
  - Application
  - Illustration (?)
- Point 2
  - Explanation
  - Application
  - Illustration (?)



SERMON APPLICATION GRID											
DATE	TEXT						SERMON TITLE				
	MAIN POINT OF TEXT						MAIN POINT OF SERMON				
PREACHER	UNIQUE HISTORICAL	JESUS' LIFE & WORK	INDIVIDUAL	GENDER & FAMILY	VOCATION	PUBLIC SPHERE	LOCAL CHURCH	UNITY & DIVERSITY	NON- CHRISTIANS	NEXT GENERATION	DOXO- LOGICAL
TEXTS AND POINTS											



## STEP 1

### STUDY THE TEXT

**Obvious  
Observations:**  
What does the text say?

**Responsible  
Interpretation:**  
What does the text  
mean?

**Redemptive  
Integration:**  
How is the gospel  
related to this text?

**Concluding  
Implications:**  
How does this passage  
apply to us today?

## STEP 2

### UNIFY THE REDEMPTIVE THEME

Identify the main  
point of the text  
(MPT).

Determine the main  
point of the sermon  
(MPS).

Add a title that  
reflects the MPS.

## STEP 3

### OUTLINE THE TEXT

Choose an  
approach.

Choose your words.

## STEP 4

### DEVELOP THE FUNCTIONAL ELEMENTS

Explanation

Application

Illustration

## STEP 5

### ADD AN INTRODUCTION & CONCLUSION

Adding the  
introduction

Adding the  
conclusion

Writing the message  
and praying over it